

# SNUGTOP®

COMMERCIAL TRUCK CAPS



**UT-MT3**

# UT-MT3 MODULAR TOOL BOXES – CUSTOMIZE TO THE MAX



*Larger Opening Side Door  
and a Rear Radius Picture  
Window for Half Door*

## UT– MT3 ADVANTAGES

- Wider, taller side access doors – up to 29% more entry space
- Reinforced super cage infrastructure – 17% stronger than our standard
- SNUGTOP's first all-aluminum truck cover with modular tool box capability

## MODULAR TOOL BOX ADVANTAGES

- Movable, sturdy, modular tool boxes allow endless configurations for your application
- 20 gauge galvalume steel with a white powder-coat finish – 20% heavier than our standard tool box

ALUMINUM UT-MT3



## MODULAR TOOL BOX OPTIONS



Option MT3-A Tool Box



Option MT3-B Tool Box with Full Shelf Kit



Option MT3-C Tool Box with Full Shelf Kit and One Bottom Divider



Option MT3-D Tool Box with One Full Shelf Kit, One Upper and One Bottom Divider



Option MT3-J Tool Box with One Half Shelf Kit and One Center Divider



MT3-J Tool Box Shown with Optional Dividers




Rear Radius Picture Window for Half Door with Side Door Windows




Shown with these options: MT3-J, Side Door Windows and Accessory Kits




Bolt Lock with Stainless Steel Drop T-handle



Rolling Rods for Smooth Action, Secure Closing



.035 Exterior Smooth Skin Aluminum Roof Metal



Heavy Duty Aluminum Base Rails for Mounting with Interior Clamps



Improved, TIG Welded Super Cage Roof Integrated Construction  
Extra Short Bed – 3 Ribs  
Short Bed – 4 Ribs  
Long Bed – 5 Ribs



Window Security Screen (Option)



Bolt Plate Reinforcement for Aftermarket Rack System (Option)

## UT– MT3 CAP HEIGHTS

Compact	20"	23"	26"	30"
Full Size	-	23"	26"	30"
Super Duty	-	-	26"	30"

## WEDGE OPTIONS COMING SOON!

Check with your SNUGTOP Dealer for availability  
(Heights Low to High)

Compact/Full Size	23" - 26"
Compact/Full Size	23" - 30"
Super Duty	26" - 30"



26" Full Size Wedge (Option)

## UT– MT3 SIDE DOOR DIMENSIONS

Model	Extra Short Bed	Short Bed	Long Bed
Ford F-150 2015+	59" L	69" L	85" L
Ford Super Duty 2017+	N/A	69" L	85" L
Silverado/Sierra 2014+	59" L	69" L	85" L
Silverado/Sierra 2007 - 2013	59" L	69" L	85" L
Toyota Tundra	56" L	69" L	85" L
Ram 2009 - 2018	59" L	66" L	85" L

Cap Height	Door Opening
23"	16-3/8" H
26"	18-15/16" H
30"	22-7/8" H

## LED THIRD BRAKE LIGHT WITH BACK-UP CAMERA

Required on UT-MT3 and UT-PRO full door units for 2015+ newer trucks.  
Optional on all other trucks. Fits OEM tailgate wiring.



Full Length Side Door and Double Full Doors





# UT-PRO COMMERCIAL CAPS

ALUMINUM UT-PRO



**UT-PRO WEDGE** • 26" Full Size Wedge Option • Full Length Side Door • Radius Rear Half Door with Picture Window



**UT-PRO** • 23" Height Cap • Full Length Side Door • Single Full Rear Door • Stainless Steel T-Handle Bolt Locks



**UT-PRO** • 26" Height Cap • Full Length Side Door • Double Doors with Long Radius Windows

## UT-PRO CAP HEIGHTS

Compact	20"	23"	26"	30"
Full Size	-	23"	26"	30"
Super Duty	-	-	26"	30"

### Wedge Options (Heights Low to High)

Compact/Full Size	23" - 26"
Compact/Full Size	23" - 30"
Super Duty	26" - 30"

## DOOR DIMENSIONS

Model	Extra Short Bed	Short Bed	Long Bed
Ford F-150 2015+	59" L	66" L	82" L
Ford Super Duty 2017+	N/A	66" L	82" L
Silverado/Sierra 2014+	59" L	66" L	82" L
Silverado/Sierra 2007 - 2013	59" L	66" L	82" L
Toyota Tundra	56" L	66" L	82" L
Ram 2009 - 2019	59" L	66" L	82" L

Cap Height	Door Opening
23"	15-3/8" H
26"	15-3/8" H
30", 36", 40"	20-7/8" H



Shown with Rear Radius Picture Window for Half Door and DECKED Organizer (Option)

**SNUGTOPCOMMERCIAL.COM**



TIG Welded Super Cage Roof Integrated Construction  
Extra Short Bed – 3 Bows  
Short Bed – 3 Bows  
Long Bed – 4 Bows



Side Door (Standard)



Side Door Skin Metal Skin Interior (Option)



Side Tool Box with Full Shelf and Divider (Option)



Rear Radius Picture Window for 1/2 Door (Option)



Window Security Screen (Option)



Radius Front Picture Window (Option)



Three Shelf Storage Unit (Option)



Side Tool Box 40" LED Lighting (Option)



BEDRUG (Option)

SNUGTOP® COMMERCIAL CAP FEATURES	UT-MT3	UT-PRO
Improved, TIG Welded "Super Cage" Integrated Roof Construction	●	
TIG Welded "Super Cage" Integrated Roof Construction		●
Modular Tool Box for Added Versatility	■	
Larger Opening Side Doors with Gas Props	●	
Standard Length Side Doors with Gas Props		●
.035 Exterior Smooth Skin Aluminum	●	●
Stainless Steel Drop-T Handles and BOLT Locks with "One Key Technology"	●	●
12V Fuse Box	●	●
Exterior Mounted LED Third Brake Light	●	●
Heavy Duty Aluminum Base Rails	●	●
Black Trim	●	●
White Trim	■	■
Commercial Cap Structural Reinforcement	●	●
5-Year Color and Structure Limited Warranty	●	●
<b>CHOICE OF AVAILABLE COLORS</b>		
.035 YZ White (Ford)	■	■
.035 Polar White	■	■
.035 Black	■	■
.035 Dove Grey	■	■
<b>FACTORY INSTALLED AUTOMOTIVE PAINT</b>		
Axalta Base Coat/Clear Coat ChromaPremiere® Automotive Paint	■	■
<b>FRONT</b>		
Solid Front Wall (No window)	●	●
Rectangular Front Picture Window (Stationary or sliding)	■	■
Radius Front Picture Window (Stationary or sliding)	■	■
Window Security Screen (Available for rectangular picture windows only)	■	■
<b>REAR</b>		
Solid Half Rear Lift Door with Gas Props, Contoured Door Skirt, Stainless Drop T-Handle and BOLT Lock	●	●
Rear Radius Picture Window for Half Door	■	■
Double Full Doors Flush Mount with Stainless Drop T-Handle and BOLT Lock	■	■
Two Long Radius Windows for Full Doors	■	■
Single Full Door Flush Mount with Stainless Drop T-Handle and BOLT Lock – Left Side Hinge	■	■
Rear Radius Picture Window for Single Full Door	■	■
Hatchback Full Door with Stainless Drop T-Handle and BOLT Lock	■	■
Rear Radius Picture Window for Hatchback Full Door	■	■
Window Security Screen	■	■
Metal Skin Full Interior Height (Hatchback, half, double and single doors)	■	■
Exterior Mounted LED Third Brake Light with Back-up Camera (Required on 2015+ and newer trucks)	■	■
<b>SIDE DOOR</b>		
Double Full Length Solid Side Doors with Stainless Steel Drop T-Handle and BOLT Lock	●	●
Side Door Windows	■	■
Side Door Metal Skin Interior	■	■
Solid Sides (No doors or windows)	■	■

● = Standard Equipment ■ = Optional


SNUGTOP® COMMERCIAL CAP FEATURES	UT-MT3	UT-PRO
Double Side Doors with Stainless Steel Drop T-Handle and BOLT Lock (8' Units only) (UT-MT3 41"/UT-PRO 40")	■	■
Side Door with Stainless Steel Drop T-Handle and Bolt Lock (8' Units only) (UT-MT3 69"/UT-PRO 66")	■	■
Radius Side Window 72" x 14" or Smaller (Dark tint glass)	■	■
Radius Side Sliding Window	■	■
Window Security Screen	■	■
Full Side Wall Metal Skin Interior	■	■
<b>TOOL BOX</b>		
Rubberized Non-Slip Mat for Tool Box Floor		■
Storage Solutions – Parts Bins and Shelf Bins		■
<b>TOOL BOX SHELF/DIVIDER</b>		
Includes Powder Coated (White) Metal Tool Box, Shelf, or Divider		■
Modular Tool Box	■	
<b>INTERIOR LIGHTING/POWER</b>		
Interior Wire Loomed and Secured with Prop Switch	●	●
12V LED Tube Light – 20" and 42"	■	
Interior LED Light Bar – 20" and 40"		■
12V Dome Light Gas Prop Switch (One switch per door)	■	■
12V Three Outlet Power Block	■	■
<b>INTERIOR</b>		
Interior Headliner (Choice of black or grey)	■	■
Metal Skin Interior	■	■
Interior Roof Rack	■	■
<b>EXTERIOR RACK</b>		
SNUGTOP UT-MT3 TIG Welded Aluminum Ladder Rack – Six Position Mounting	■	■
Boltplate Reinforcement Required for Thule®, CapRac, Kargo Master and Prime Design Systems	■	■
Thule® – Tracker II Roof Rack System with Locks	■	■
CapRac – Commercial Rack System (2-Bar set with 4 Load Stops)	■	■
Kargo Master Pro III Cap Mount Rack System	■	■
<b>PRIME DESIGN™ LADDER RACKS</b>		
AluRack™ Ladder Rack	■	■
ErgoRack® Single and Double Clamping Ladder Racks	■	■
ErgoRack® Single Clamping/Single Rotation Ladder Rack	■	■
ErgoRack® Dual Rotation Ladder Rack	■	■
<b>LADDER RACK ACCESSORIES*</b>		
AluRack™ Quick Clamp Option – DS or PS	■	■
ErgoRack® Quick Clamp Option	■	■
ErgoRack® "Go" Beacon Light Mounting Bracket	■	■
ErgoRack® "Strobe" Beacon Light Mounting Bracket	■	■
ErgoRack® Conduit Tube 5" x 10'	■	■
ErgoRack® "Strobe" Beacon Light Mounting Bracket for Conduit Tube	■	■
<b>TRUCK BED ACCESSORIES</b>		
Bedslide® Classic	■	■
Bedslide® Contractor	■	■
Bedslide® Heavy Duty	■	■
Decked Organizer	■	■
Bedrug Bedliner	■	■



Bolt Plate Reinforcement for Aftermarket Rack System (Option)



DECKED is available for full-size short, full-size extra short and mid-size truck beds. (Option)



Prime Design™ Locking Ladder Rack (Option)



BEDSLIDE® an Easy Access Truck Bed Sliding Drawer (Option)



Prime Design™ AluRack™ (Option)

# UT-MT3 & UT-PRO ORDER FORM

Choose One: ☐ UT-MT3 ☐ UT-PRO

Truck Year \_\_\_\_\_

Truck Brand \_\_\_\_\_

Truck Model \_\_\_\_\_

Truck VIN \_\_\_\_\_

Truck Color Code \_\_\_\_\_

**Cab Style**

- ☐ Regular Cab  
☐ Quad Cab – 4 Door  
☐ Extended Cab  
☐ Double Cab

**Box Style**

- ☐ Long Box  
☐ Short Box  
☐ Extra Short  
☐ Flareside/Sportside/Stepside

## 1. AVAILABLE COLORS: .035



☐ YZ White



☐ Polar White



☐ Dove Grey



☐ Black

## CUSTOM PAINT OPTION:

- ☐ Base Coat/Clear Coat Automotive Paint  
☐ Tri-Coat Paint (Additional Cost)

## TRIM CHOICES:

- ☐ Black – Standard  
☐ White – Optional

## 2. FRONT OPTIONS: Consider needed visibility, accessibility and security.



☐ Solid Front Wall  
(Standard)



☐ Front Radius  
Picture Window



☐ Front Radius  
Sliding Window



☐ UT-PRO Front Rectangular  
Picture Window



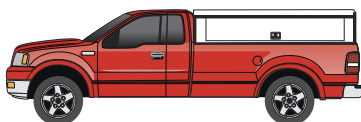
☐ UT-PRO Front Rectangular  
Sliding Window



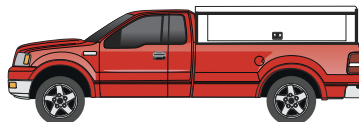
☐ UT-PRO Front  
Security Screen

## 3. HEIGHT OPTIONS:

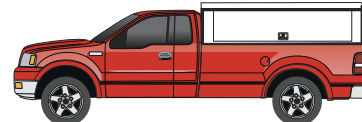
Important factors to consider when selecting the right height for your needs: headroom, accessibility and storage capacity.



☐ 23" High – Compact (Standard)  
☐ 23" High – Full Size (Standard)



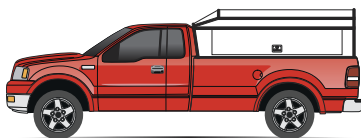
☐ 26" High Rise – Compact  
☐ 26" High Rise – Full Size  
☐ 26" High – Super Duty (Standard)



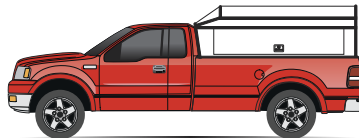
☐ 30" High Rise – Compact  
☐ 30" High Rise – Full Size  
☐ 30" Super Duty

## UT-MT3 WEDGE OPTIONS COMING SOON!

Check with your SNUGTOP Dealer for availability.



☐ 23" - 26" Wedge – Compact  
☐ 23" - 26" Wedge – Full Size



☐ 23" - 30" Wedge – Compact  
☐ 23" - 30" Wedge – Full Size  
☐ 26" - 30" Super Duty

**SNUGTOP**  
COMMERCIAL TRUCK CAPS

[SNUGTOPCOMMERCIAL.COM](http://SNUGTOPCOMMERCIAL.COM)

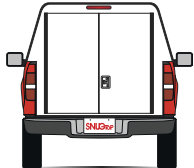
## 4. REAR OPTIONS: Consider security, visibility and access requirements when selecting rear options.



☐ Solid Half Door  
(Standard)



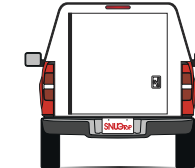
☐ Half Door with Radius  
Picture Window



☐ Double Full Doors



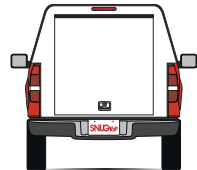
☐ Double Full Doors with  
Two Long Radius Windows



☐ Single Full Door




☐ Single Full Door with  
Radius Picture Window



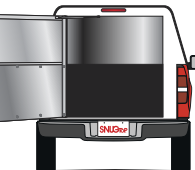
☐ Hatchback Full Door



☐ Hatchback Door with  
Radius Picture Window



☐ Rear Security Screen

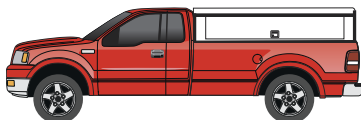


☐ Metal Skin Interior

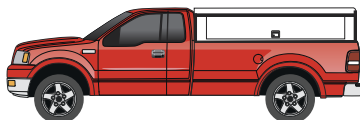
## Metal Skin Options

- ☐ Metal Skin Interior of  
Rear Half Door  
☐ Metal Skin Full Interior  
Height of Rear  
Double Doors  
☐ Metal Skin Full Interior  
Height of Single Full Door  
☐ Metal Skin Full Interior  
Height Hatchback Door

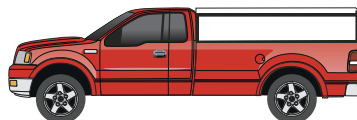
## 5. SIDE OPTIONS: Choose from a variety of side options to customize your UT-MT3 or UT-PRO.



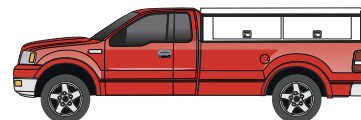
Side Lift Door with Stainless Steel  
Drop T-Handle and Bolt Lock (Standard)  
☐ Drivers Side ☐ Passengers Side



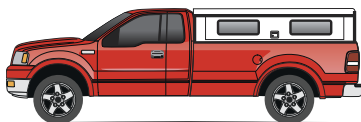
Side Lift Door with Stainless Steel Drop  
T-Handle with Bolt Lock for 8' Truck Beds  
(Optional) 69" UT-MT3 / 66" UT-PRO  
☐ Drivers Side ☐ Passengers Side



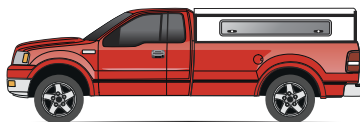
Solid Sides (Delete Side Door)  
☐ Drivers Side ☐ Passengers Side  
☐ Solid Side Metal Skin Interior  
☐ Drivers Side ☐ Passengers Side



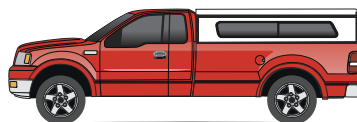
41" Double Side Doors UT-MT3 (Long beds only)  
☐ Drivers Side ☐ Passengers Side



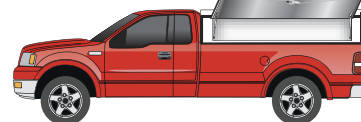
Side Lift Door with Two Side Radius Windows  
☐ Drivers Side ☐ Passengers Side



Radius Side Window  
☐ Drivers Side ☐ Passengers Side

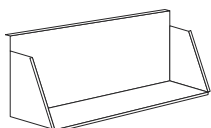


Radius Side Sliding Window  
☐ Drivers Side ☐ Passengers Side

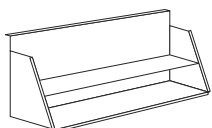


Side Door Metal Skin Interior  
☐ Drivers Side ☐ Passengers Side

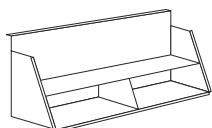
## 6. UT-MT3 / UT-PRO TOOL BOX SHELF & DIVIDER OPTIONS: Please specify driver or passenger side for tool box configurations.



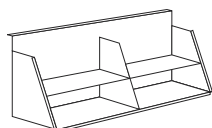
☐ **Option MT3-A / Option A**  
Tool Box



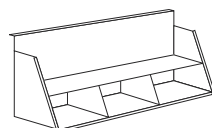
☐ **Option MT3-B / Option B**  
Tool Box with Full Shelf Kit



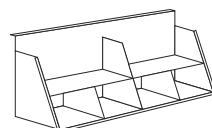
☐ **Option MT3-C / Option C**  
Tool Box with Full Shelf Kit  
& 1 Bottom Divider



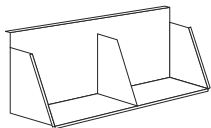
☐ **Option MT3-D / Option D**  
Tool Box with 1 Full Shelf,  
1 Upper & 1 Bottom Divider



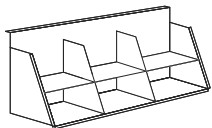
☐ **Option E / UT-PRO**  
Tool Box with 1 Full Shelf  
& 2 Vertical Dividers



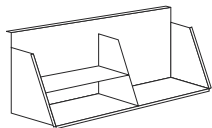
☐ **Option F / UT-PRO Only**  
Tool Box with Full Shelf &  
4 Vertical Dividers



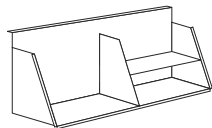
☐ **Option G / UT-PRO Only**  
Tool Box with 1 Large  
Vertical Divider



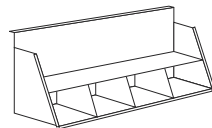
☐ **Option H / UT-PRO Only**  
Tool Box with Full Shelf &  
4 Vertical Dividers



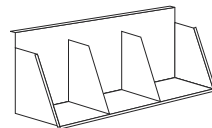
☐ **Option I / UT-PRO Only**  
Tool Box with Large Vertical  
Divider & Left Side Half Shelf



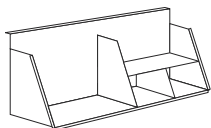
☐ **Option MT3-J / Option J**  
Tool Box with 1 Half Shelf Kit,  
Center Divider



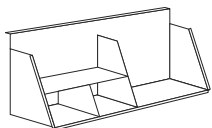
☐ **Option K / UT-PRO Only**  
Tool Box with 1 Full Shelf  
& 3 Vertical Dividers



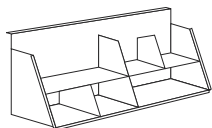
☐ **Option L / UT-PRO Only**  
Tool Box with 2 Vertical  
Dividers



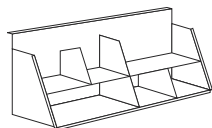
☐ **Option M / UT-PRO Only**  
Tool Box with Large Vertical  
Divider & Right Side Half  
Shelf & Vertical Divider



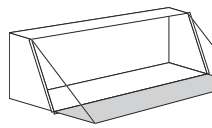
☐ **Option N / UT-PRO Only**  
Tool Box with Large Vertical  
Divider & Left Side Half  
Shelf & Vertical Divider



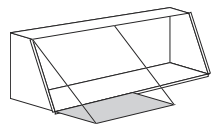
☐ **Option O / UT-PRO Only**  
Full Shelf Center Divider,  
with 1 Vertical Forward Top  
& 1 Vertical Rear Bottom



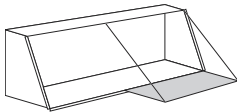
☐ **Option P / UT-PRO Only**  
Full Shelf Center Divider,  
with 1 Vertical Rear Top  
& 1 Forward Bottom



☐ **Option Q / UT-PRO Only**  
Fold-Down Work Shelf  
(Requires Tool Box Option)




☐ **Option R / UT-PRO Only**  
Half Shelf Rear Shown as  
Passenger Side (Requires  
Tool Box Option)



☐ **Option S / UT-PRO Only**  
Half Shelf Front Shown as  
Passenger Side (Requires  
Tool Box Option)



**Tool  
Box Kit**



**Full  
Shelf Kit\***



**Half  
Shelf Kit\***

### Full Shelf Kit

- ☐ 85" Side Door 208321
- ☐ 69" Side Door 208323
- ☐ 66" Side Door 208325
- ☐ 59" Side Door 208327
- ☐ 56" Side Door 208329
- ☐ 50" Side Door 208331
- ☐ 41" Side Door 208333

### Half Shelf Kit

- ☐ 85" Side Door 208322
- ☐ 69" Side Door 208324
- ☐ 66" Side Door 208326
- ☐ 59" Side Door 208328
- ☐ 56" Side Door 208330
- ☐ 50" Side Door 208332
- ☐ 41" Side Door 208334

### Second Half Shelf Kit

- ☐ 85" Side Door 208335
- ☐ 69" Side Door 208336
- ☐ 66" Side Door 208337
- ☐ 59" Side Door 208338
- ☐ 56" Side Door 208339
- ☐ 50" Side Door 208340
- ☐ 41" Side Door 208341

### Upper Divider Kit

- ☐ 1 Pack 208312
- ☐ 3 Pack 208313
- ☐ 6 Pack 208314

### Bottom Divider Kit

- ☐ 1 Pack 208315
- ☐ 3 Pack 208316
- ☐ 6 Pack 208317

### Wide Hook Kit

- ☐ 1 Pack 208319

### Triple Hook Kit

- ☐ 208320

### Special J-Hook

- ☐ 1 Pack 208309
- ☐ 3 Pack 208310
- ☐ 6 Pack 208311

### Basket Kit

- ☐ 208318

## 7. INTERIOR LIGHTING AND POWER OPTIONS: Select additional lights to improve visibility at night.



☐ 12V Three Outlet  
Power Block



☐ 12V  
Fuse Box  
(Standard)



☐ Third Brake Light (Standard)




☐ LED Third Brake Light with Back-Up  
Camera is Required on UT-MT3 and  
UT-PRO Full Door Units for 2015+  
Newer Trucks. Optional on All Other  
Trucks. Fits OEM Tailgate Wiring.

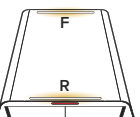
## TRUCK BED ACCESSORIES:

- ☐ BEDSLIDE® Classic
- ☐ BEDSLIDE® Contractor
- ☐ BEDSLIDE® Heavy Duty
- ☐ DECKED Organizer
- ☐ BEDRUG Bedliner

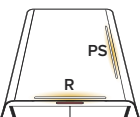
## 8. INTERIOR LIGHT OPTIONS: Choose from ten interior lighting configurations.



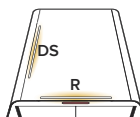
☐ **Option A**



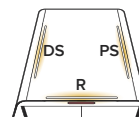
☐ **Option B**



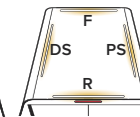
☐ **Option C**



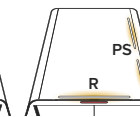
☐ **Option D**



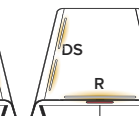
☐ **Option E**



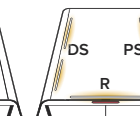
☐ **Option F**



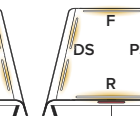
☐ **Option C2**  
8' Models Only



☐ **Option D2**  
8' Models Only



☐ **Option E2**  
8' Models Only

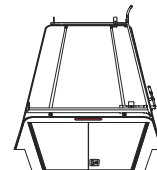


☐ **Option F2**  
8' Models Only

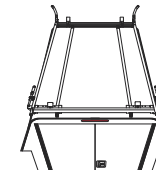
## 9. RACK OPTIONS: Choices to fit your application.



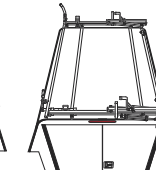
☐ SnugTop Six  
Position Mount  
Welded Aluminum  
Ladder Rack



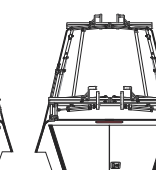
☐ ErgoRack®  
Single Clamping  
Ladder Rack



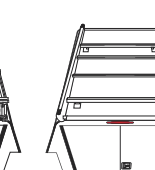
☐ ErgoRack®  
Double Clamping  
Ladder Rack




☐ ErgoRack®  
Single Clamping/  
Single Rotation  
Ladder Rack



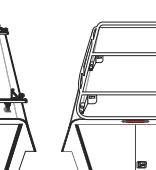
☐ ErgoRack®  
Dual Rotation  
Ladder Rack



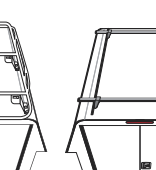
☐ AluRack™  
Ladder Rack



☐ CapRac™  
Commercial Rack  
System by TracRac  
with Load Stops



☐ Kargo Master  
Pro III Cap Mount  
Rack



☐ Thule® Tracker II  
Rack with Locks

## 10. INTERIOR OPTIONS:

- Interior Rack** ☐ 5-1/2" x 16" ☐ 8-1/2" x 16"  
**Interior Headliner** ☐ Black ☐ Grey ☐ Roof Only  
☐ Complete Unit Side Doors Excluded

- Metal Skin Interior**  
☐ Roof Only ☐ Solid Front Wall Only  
☐ Roof & Solid Front Wall Only

**SNUGTOP**  
COMMERCIAL TRUCK CAPS



*Prime Design™ ErgoRack® single rotation rack system*



*Operates safely from the rear of the vehicle*



*Easy ergonomic operation*



*Prime Design™ ErgoRack® single rotation rack system with step ladder option*

## EASY DOES IT

The ErgoRack® by Prime Design is designed to minimize the physical stresses involved in loading and unloading heavy, bulky ladders. The single horizontal rotation positions ladders for easy access. ErgoRack® reduces lower back and shoulder stress by eliminating the need to step on the bumper or tailgate to access a ladder. The lightweight design is lighter than steel ladder rack solutions for improved gas mileage and savings. Lockable security feature reduces theft at the job site and on the road.

# SNUGTOP®

COMMERCIAL TRUCK CAPS

VISIT US AT [SNUGTOPCOMMERCIAL.COM](http://SNUGTOPCOMMERCIAL.COM)

The information on this sheet may have been updated since printing and SNUGTOP truck caps and tonneaus may not be available for all import and domestic trucks. The equipment shown or described here may have regional plant manufacturing differences and may only be available as factory-installed options at an additional cost. Check with your local SNUGTOP Dealer for complete product information. SNUGTOP reserves the right to make changes in prices, colors, materials, equipment, specifications, and models at any time without notice or prior obligation.

**WARNING:** This product contains chemicals known to the State of California to cause cancer and birth defects or other reproductive harm. ©2018 SNUGTOP®, A Member Company of TAG, Truck Accessories Group.  
9/19 – Form#10778 / PN 800005



A Member Company of **TAG** Truck Accessories Group  
A Veteran Owned Company

Authorized SNUGTOP Dealer